



Volvo Construction Equipment

L120Gz

Volvo Wheel Loaders 17.9-18.8 t 245 hp



A passion for performance

At Volvo Construction Equipment, we're not just coming along for the ride. Developing products and services that raise productivity – we are confident we can lower costs and increase profits for industry experts. Part of the Volvo Group, we are passionate about innovative solutions to help you work smarter – not harder.

Helping you to do more.

Doing more with less is a trademark of Volvo Construction Equipment. High productivity has long been married to low energy consumption, ease of use and durability. When it comes to lowering life-cycle costs, Volvo is in a class of its own.

Designed to fit your needs.

There is a lot riding on creating solutions that are suited to the particular needs of different industry applications. Innovation often involves high technology – but it doesn't always have to. Some of our best ideas have been simple, based on a clear and deep understanding of our customers' working lives.



You learn a lot in 180 years.

Over the years, Volvo has advanced solutions that have revolutionized the use of construction equipment. No other name speaks Safety louder than Volvo. Protecting operators, those around them and minimizing our environmental impact are traditional values that continue to shape our product design philosophy.

We're on your side.

We back the Volvo brand with the best people. Volvo is truly a global enterprise, one that is on standby to support customers quickly and efficiently – wherever they are.

We have a passion for performance.



Volvo Trucks



Renault Trucks



Mack Trucks



UD Trucks



Volvo Buses



Volvo Construction Equipment



Volvo Penta



Volvo Financial Services

Loaded with productivity.

Volvo Construction Equipment began designing wheel loaders in 1954 and since then machine owners and operators have got to know the legendary reputation of these productive, fuel efficient machines. The new L120Gz provides the power, strength and reliability you need to maximize your productivity and profitability.

Volvo engine

Featuring advanced technology and built on decades of experience, the powerful Volvo engine delivers high torque at low rpm for superior performance and low fuel consumption.



Fully Automatic Power Shift

Fully Automatic Power Shift ensures optimal operation by adjusting machine gears – from first to fourth – in line with parameters including engine and travel speed. This delivers smooth gear changes, fast cycle times and low fuel consumption.



Axles

Oil-cooled, wet disc brakes on both the front and rear axle deliver superior braking performance for smooth, safe control and long service life. For outstanding traction in slippery conditions, the front axle is equipped with 100% differential locks. Axle oil circulation allows the oil to flow and cool inside the axle – protecting components and increasing brake service life.



Eco pedal

Volvo's unique eco pedal applies mechanical push-back force when the accelerator is used excessively and engine rpm is about to exceed the economic operating range. This encourages the operator to ease off the throttle, reducing fuel consumption.



Powertrain

The ideally-matched, all-Volvo powertrain has been built to work together in perfect harmony. The Volvo design has been comprehensively tested to deliver optimized performance, high productivity, low fuel consumption and superior reliability.



Lifting arm system

The Volvo designed Z-bar linkage provides high breakout force for strong, powerful digging and complete bucket fill even in the hardest materials. The durable system and quick hydraulic speeds deliver fast cycle times and high productivity.

Move more with Volvo.

The new L120Gz features proven, advanced technology. With load-sensing hydraulics and a powerful, durable Z-bar linkage, these machines will increase your productivity – even in the most demanding conditions. Load more and get the job done with Volvo.

Hydraulic controls

For ease of operation and increased comfort during long work shifts, the operator can precisely control the bucket and lifting unit via the hydraulic lever controls.



Load-sensing hydraulics

Volvo's load-sensing hydraulics and steering system supply power to the hydraulic functions only when needed, lowering fuel consumption. The powerful systems provide fast response for shorter cycle times while delivering smooth operation through superior control of the load, attachment and steering.



Bucket positioning

The automatic bucket leveler and boom kick-out functions quickly and accurately stop the bucket and linkage in adjustable, pre-selected positions. When activated, this easy-to-use feature increases productivity and shortens cycle times.



Double-sealing pins

The bucket pins are double sealed to keep grease inside the bearing and dirt out. This ensures long pin and bearing life.

The perfect match.

Exceptional design and superior durability are at the center of Volvo attachments. The robust buckets are engineered to perform in perfect harmony with Volvo wheel loaders, in the specific environments and applications machine owners operate in. Whatever material you need to load, Volvo has the right bucket for the job.

Bucket type

The general purpose, standard-duty bucket can be used for a variety of jobs while the heavy-duty version provides ultimate durability and wear resistance for unmatched life span and value for money. The re-handling bucket is optimized for handling, stockpiling and loading

processed material including aggregate and sand. The spade nose rock bucket has high penetration capabilities and is ideally suited for loading shot rock. The light material bucket is a high capacity bucket for low density materials.



Volvo bucket design

No manufacturer is better at designing buckets for Volvo machines than Volvo. The purpose-built buckets have been developed as an integrated part of the wheel loader for which they're intended – with properties perfectly matched to machine parameters including lifting arm geometry and breakout, rim pull and lifting force.


Durable protection

For superior performance and life span, Volvo buckets are constructed from high quality materials including wear-resistant steel in the most exposed areas. To support its durable, high-performance buckets, Volvo offers a selection of cost-effective, replaceable wear parts. With a range including bolt-on edge, teeth, adapters and segments, customers can tailor their wear protection to meet specific job demands.



Volvo buckets

Volvo buckets and Volvo wheel loaders are perfectly matched to work together as one solid, reliable unit – delivering maximum productivity and long life. The entire range of high quality, durable buckets is designed for optimized performance.



Volvo cab

The spacious ROPS/FOPS cab includes a tiltable steering wheel, vibration damping and ergonomically placed controls. With a comfortable seat, ample storage space and a powerful climate control system fitted as standard, the operator will experience a productive work shift.

Comfort delivers productivity.

Comfort matters – especially in the cab where it has a direct impact on sustained productivity. That's why the industry-leading Volvo cab has been designed with the operator in focus. Step inside this spacious, comfortable environment and experience a space optimized for long, productive work shifts. Capitalize on comfort and increase your productivity with Volvo.

Visibility

All-around visibility from large expanses of glass and slim cab pillars helps to create a safe, productive and comfortable operating environment.



Cab air filter

The cab air intake is located high on the machine, where air is cleanest. The easy-to-replace pre-filter effectively separates coarser dust and particles before the air passes through the main filter and finally enters the cab. Volvo's industry-leading design allows 90% of the cab air to be recirculated through the main filter for continuous dust removal.



Easy access

Safely and easily access the cab via a three-point access ladder with anti-slip steps. Ideally positioned, sturdy handrails and a wide door frame with a 95° opening angle further increase operator safety and comfort.



Contronics

The Volvo Contronics system continuously monitors and records machine operation and performance in real-time. Contronics facilitates ease of operation by providing the operator with all the necessary information and diagnostics for optimal performance. Information including fuel levels and warning messages is relayed via the display in the cab.

Uptime goes up with Volvo.

At Volvo we know that service and maintenance checks need to be quick and easy to perform in order to achieve maximum machine uptime. With excellent access to the engine compartment and ground level filters you'll benefit from time saving features that allow you to get the most out of every day.

Radiator cleaning

Easily access and clean the radiator from ground level. The cooling fan's optional reversible functionality – which blows air in the opposite direction – allows for self-cleaning of the cooling units.



Maintenance-free rear axle cradles

The rear axle is supported on maintenance-free cradles and includes lubricated-for-life bearings and bushings – reducing overall service cost and increasing machine uptime. The Volvo design minimizes force on the axle ensuring long component life.



Breather filter

The transmission, hydraulic tank, front and rear axle and fuel tank are ventilated by a replaceable breather filter. This reduces the risk of contamination and increases service life.



Brake wear indicator

The unique Volvo brake wear indicator enables brake pad wear to be monitored quickly and easily. The system increases safety and reduces the risk of machine damage.



Service access

Excellent access to the engine compartment provides safe and easy maintenance access. This allows regular checks to be done faster, increasing machine uptime.

Exceed your expectations.

Contronics

The Volvo Contronics system facilitates ease of operation by providing the operator with all the necessary information and diagnostics via the display for optimal performance.

Fully Automatic Power Shift

Fully Automatic Power Shift ensures optimal operation by adjusting the machine gears – from first to fourth – in line with parameters including engine and travel speed.



Lifting arm system

The Volvo designed Z-bar linkage provides high breakout force for strong, powerful digging and complete bucket fill even in the hardest materials.

Load-sensing hydraulics

Volvo's load-sensing hydraulics supply power to the hydraulic functions only when needed, lowering fuel consumption and delivering fast response for quick cycle times.



Volvo bucket design

The properties of Volvo buckets are perfectly matched to machine parameters including lifting arm geometry and breakout, rim pull and lifting force.



Volvo buckets

Volvo buckets and Volvo wheel loaders are perfectly matched to work together as one solid, reliable unit – delivering maximum productivity and long life.



Volvo cab

Volvo's industry-leading ROPS/FOPS cab features all-around visibility, ergonomically placed controls, a powerful climate control system and ample storage space.

CareTrack*

CareTrack is the state-of-the-art Volvo telematics system that provides access to a wide range of machine monitoring information designed to save machine owners time and money.



Service access

Excellent access to the engine compartment provides safe and easy maintenance access, increasing machine uptime.

Maintenance-free rear axle cradles

The rear axle is supported on maintenance-free cradles and includes lubricated-for-life bearings and bushings – reducing overall service cost and increasing machine uptime.



Powertrain

The ideally-matched, all-Volvo powertrain has been built to work together in perfect harmony. The powerful engine delivers the ultimate combination of high performance and low fuel consumption.

Eco pedal

Volvo's unique eco pedal reduces fuel consumption by applying mechanical push-back force when the accelerator is used excessively and engine rpm is about to exceed the economic operating range.

*Not available in all markets.

Adding value to your business.

Being a Volvo customer means having a complete set of services at your fingertips. Volvo can offer you a long-term partnership, protect your revenue and provide a full range of customer solutions using high quality parts, delivered by passionate people. Volvo is committed to the positive return of your investment.



Complete Solutions

Volvo has the right solution for you. So why not let us provide all your needs throughout the whole life cycle of

your machine? By listening to your requirements, we can reduce your total cost of ownership and increase your revenue.



Genuine Volvo Parts

Our attention to detail is what makes us stand out. This proven concept acts as a solid investment in your machine's future. Parts are extensively tested and approved because every part is vital for uptime and performance. Only by using Genuine Volvo Parts, can you be sure that your machine retains the renowned Volvo quality.




Service Network

In order to respond to your needs faster, a Volvo expert is on their way to your job site from one of our Volvo facilities. With our extensive infrastructure of technicians, workshops and dealers, Volvo has a comprehensive network to fully support you using local knowledge and global experience.



SERVICE PLAN

DAY01	DAY02	DAY03	DAY04	DAY05	DAY06	DAY07
						✓
			✓	✓		
	✓				✓	✓
		✓				
✓						
		✓				



Customer Support Agreements

The range of Customer Support Agreements offer preventive maintenance, total repairs and a number of uptime services. Volvo uses the latest technology to monitor machine operation and status, giving you advice to increase your profitability. By having a Customer Support Agreement you are in control of your service costs.

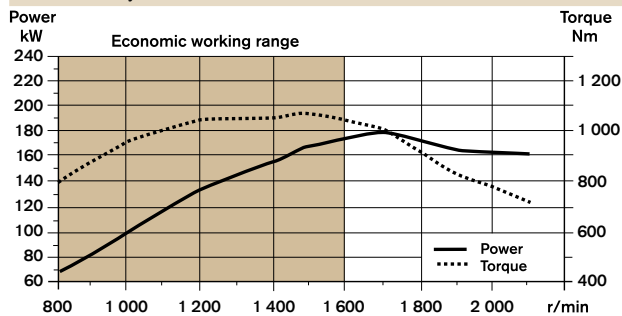
Volvo L120Gz in detail.

Engine

Volvo's V-ACT Tier 3 /Stage IIIA-approved, 7 liter, 6-cylinder straight turbocharged diesel engine with Common Rail fuel injection system and switchable internal Exhaust Gas Recirculation (I-EGR). The engine has wet replaceable cylinder liners and replaceable valve guides and valve seats. The throttle application is transmitted electrically from the throttle pedal or the optional hand throttle.

Air cleaning: Three-stage Cyclone/oil bath precleaner - primary filter - secondary filter.

Cooling system: Air-to-air intercooler and hydrostatic, electronically controlled fan



Engine	D7E LAE3	
Max power at	r/s (r/min)	28.3 (1 700)
SAE J1995 gross	kW / hp	180 / 245
ISO 9249, SAE J1349 net	kW / hp	179 / 243
Max torque at	r/s (r/min)	25.0 (1 500)
SAE J1995 gross	Nm	1 065
ISO 9249, SAE J1349	Nm	1 065
Economic working range	r/s (r/min)	13.3-26.6 (800-1 600)
Displacement	l	7.1

Electrical system

Contronic electrical system with central warning light and buzzer for following functions:

- Serious engine fault
- Low steering system pressure
- Interruption in communication (computer fault) Central warning light and buzzer with the gear engaged for the following functions:

Low engine oil pressure, High charge air temperature, Low coolant level, High coolant temperature, Low transmission oil pressure, High transmission oil temperature, Low brake pressure, Engaged parking brake, Fault on brake charging, Low hydraulic oil level, High hydraulic oil temperature, Overspeeding in engaged gear, High brake cooling oil temperature front and rear axles

Voltage	V	24
Batteries	V	2 x 12
Battery capacity	Ah	2 x 140
Cold cranking capacity, approx.	A	890
Alternator rating	W/A	2 280/80
Starter motor output	kW	5.5

Brake system

Service brake: Volvo dual-circuit system with nitrogen charged accumulators. Outboard mounted hydraulically operated, fully sealed oil circulation cooled wet disc brakes. The operator can select automatic declutch of the transmission when braking through Contronics.

Parking brake: Dry disc brake mounted on the transmission output shaft. Applied by spring force, electro-hydraulically released with a switch on the instrument panel.

Secondary brake: Dual brake circuits with rechargeable accumulators. One circuit or the parking brake fulfills all safety requirements.

Standard: The brake system complies with the requirements of ISO 3450

Number of brake discs per wheel front/rear	1/1
Accumulators	3 x 1

*two for severe brake; one for parking brake

Drivetrain

Torque converter: Single-stage

Transmission: Volvo countershaft transmission with single lever control. Fast and smooth shifting of gears with Pulse Width Modulation (PWM) valve.

Transmission: Volvo Automatic Power Shift (APS) gear shifting system with fully automatic shifting 1-4 and mode selector with 4 different gear shifting programs, including AUTO mode.

Axles: Volvo fully floating axle shafts with planetary hub reductions and cast steel axle housing. Fixed front axle and oscillating rear axle. 100% differential lock on the front axle.

Transmission	Volvo	HTE205B
Maximum speed, forward/reverse	1st gear	7.2
	2nd gear	13.5
	3rd gear	27.3
	4th gear*	40
Measured with tires	23.5R25	
Front axle/rear axle	AWB 31/AWB 30	
Rear axle oscillation ±	°	± 13
Ground clearance at 13° osc.	mm	428

* limited by parameter

Cab

Instrumentation: All important information is centrally located in the operator's field of vision. Display for Contronic monitoring system

Heater and defroster: Heater coil with filtered fresh air and fan with auto and 11 speeds. Defroster vents for all window areas.

Operator's seat: Operator's seat with adjustable suspension and retractable seatbelt. The seat is mounted on a bracket on the rear cab wall and floor. The forces from the retractable seatbelt are absorbed by the seat rails.

Standard: The cab is tested and approved according to ROPS (ISO 3471, FOPS (ISO 3449). The cab meets with requirements according to ISO 6055 (Operator overhead protection - Industrial trucks) and SAE J386 ("Operator Restraint System").

Emergency exit: Use emergency hammer to break window

Sound level in cab according to ISO 6396/SAE J2105	dB(A)	74
--	-------	----

External sound level according to ISO 6395/SAE J2104	dB(A)	108
--	-------	-----

Ventilation	m ³ /min	9
-------------	---------------------	---

Heating capacity	kW	16
------------------	----	----

Air conditioning (optional)	kW	4.8
-----------------------------	----	-----

Hydraulic system

System supply: One load-sensing axial piston pump with variable displacement. The steering function always has priority. Valves: Double-acting 2-spool valve. The main valve is controlled by a 2-spool pilot valve.

Lift function: The valve has three positions; raise, hold and lower position. Inductive/magnetic automatic boom kickout can be switched on and off and is adjustable to any position between maximum reach and full lifting height.

Tilt function: The valve has three functions; rollback, hold and dump. Inductive/magnetic automatic tilt can be adjusted to the desired bucket angle.

Cylinders: Double-acting cylinders for all functions.

Filter: Full flow filtration through 10 micron (absolute) filter cartridge.

Working pressure maximum, pump 1 for working hydraulic system	MPa	29
---	-----	----

Flow	l/min	128
------	-------	-----

at	MPa	10
----	-----	----

engine speed	r/s (r/min)	32 (1 900)
--------------	-------------	------------

Working pressure maximum, pump 2 for steering-, brake-, pilot- and working hydraulic system	MPa	31
---	-----	----

Flow	l/min	128
------	-------	-----

at	MPa	10
----	-----	----

engine speed	r/s (r/min)	32 (1 900)
--------------	-------------	------------

Working pressure maximum, pump 3 for brake- and cooling fan system	MPa	21
--	-----	----

Flow	l/min	32
------	-------	----

at	MPa	10
----	-----	----

engine speed	r/s (r/min)	32 (1 900)
--------------	-------------	------------

Pilot system, working pressure	MPa	3.5
--------------------------------	-----	-----

Cycle times		
-------------	--	--

Lift	s	5.2
------	---	-----

Tilt	s	1.5
------	---	-----

Lower, empty	s	3.8
--------------	---	-----

Total cycle time	s	10.5
------------------	---	------

Lift arm system

Z-bar linkage with high breakout force for strong, powerful digging

Lift cylinders		2
----------------	--	---

Cylinder bore	mm	150
---------------	----	-----

Piston rod diameter	mm	80
---------------------	----	----

Stroke	mm	676
--------	----	-----

Tilt cylinder		1
---------------	--	---

Cylinder bore	mm	160
---------------	----	-----

Piston rod diameter	mm	100
---------------------	----	-----

Stroke	mm	545
--------	----	-----

Steering system

Steering system: Load-sensing, hydrostatic articulated steering,

System supply: The steering system has priority feed from a

load-sensing axial piston pump with variable displacement,

Steering cylinders: Two double-acting cylinders.

Steering cylinders		2
--------------------	--	---

Cylinder bore	mm	75
---------------	----	----

Rod diameter	mm	50
--------------	----	----

Stroke	mm	486
--------	----	-----

Working pressure	MPa	26
------------------	-----	----

Maximum flow	l/min	74.5
--------------	-------	------

Maximum articulation	± °	38
----------------------	-----	----

Service

Service accessibility: Large, easy-to-open hood covering whole engine department. Fluid filters and component breather air filters promote long service intervals. Possibility to monitor, log and analyze data to facilitate troubleshooting.

Refill capacity

Fuel Tank	l	269
-----------	---	-----

Engine coolant	l	37.8
----------------	---	------

Hydraulic oil tank (Hydraulic oil volume in tank)	l	130
---	---	-----

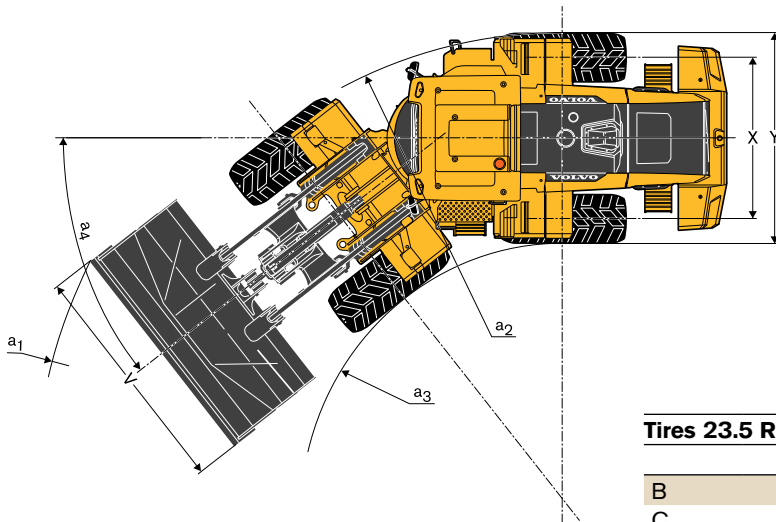
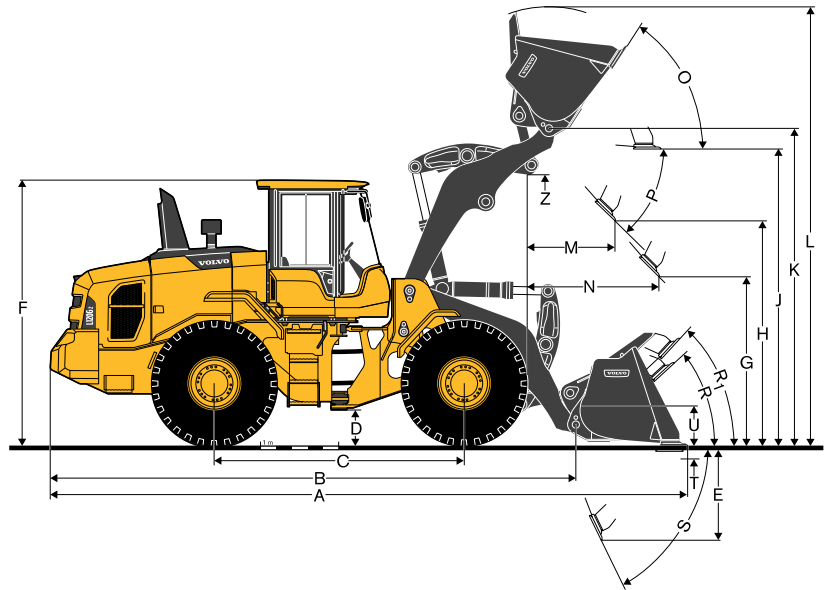
Transmission oil	l	41
------------------	---	----

Engine oil	l	24
------------	---	----

Axle oil front	l	36
----------------	---	----

Axle oil rear	l	41
---------------	---	----

Specifications.















Where applicable, specifications and dimensions are according to ISO 7131, SAE J732, ISO 7546, SAE J742, ISO 14397, SAE J818

Tires 23.5 R25 L3

		Standard boom	Long boom
B	mm	6 747	7 191
C	mm	3 200	3 200
D	mm	428	428
F	mm	3 368	3 368
G	mm	2 134	2 134
J	mm	3 766	4 240
K	mm	4 031	4 502
O	°	58	57.5
Pmax	°	48.5	48.5
R	°	44.4	45.1
R ₁ *	°	50.8	52.3
S	°	64	63
T	mm	102	102
U	mm	468	599
X	mm	2 064	2 064
Y	mm	2 685	2 685
Z	mm	3 616	4 004
a ₂	mm	5 964	5 964
a ₃	mm	3 270	3 270
a ₄	±°	38	38

* Carry position SAE

L120Gz

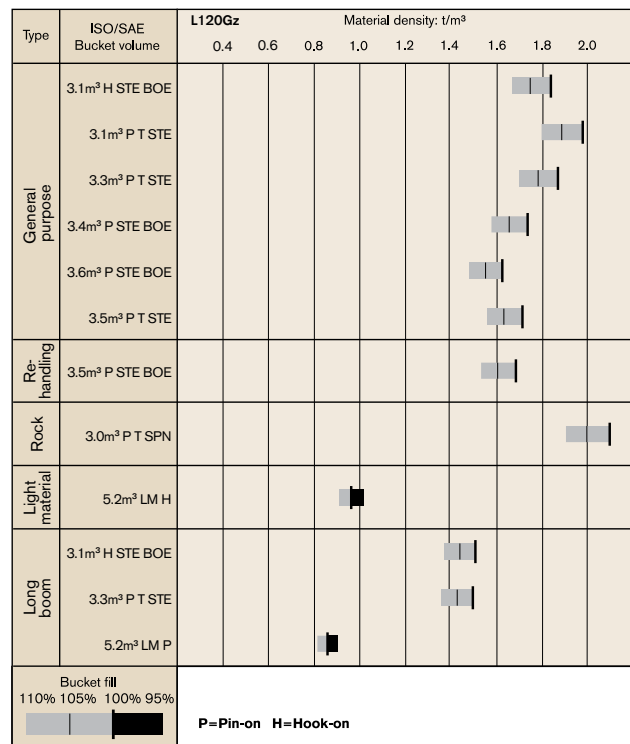
Tires 23.5R25 VJT L3	General Purpose						Rehandling	Rock	LM	Long boom GP		Long boom LM
												
	3.1 m ³ STE H BOE	3.1 m ³ STE PT	3.3 m ³ STE PT	3.4 m ³ STE P BOE	3.6 m ³ STE P BOE	3.5 m ³ STE PT	3.5 m ³ STE P BOE	3.0 m ³ SPN PT	5.2 m ³ LM P BOE	3.1 m ³ STE H BOE	3.3 m ³ STE PT	5.2 m ³ LM P
Volume, heaped ISO/SAE	m ³ 3.1	3.1	3.3	3.4	3.6	3.5	3.5	3	5.2	3.1	3.3	5.2
Volume at 110% fill factor	m ³ 3.4	3.4	3.6	3.7	4	3.9	3.9	3.3	5.7	3.4	3.6	5.7
Static tipping load, straight	kg 13 260	14 240	14 030	13 750	13 670	13 950	13 750	14 600	12 290	10 980	11 570	11 000
at 35° turn	kg 11 760	12 660	12 460	12 190	12 110	12 390	12 190	12 980	10 830	9 670	10 210	9 670
at full turn	kg 11 500	12 390	12 190	11 930	11 840	12 120	11 920	12 700	10 570	9 450	9 980	9 430
Breakout force	kN 177.1	213.6	204.3	192.5	187.6	198.4	192.5	180.7	139.8	169.3	195.1	151.5
A	mm 8 300	8 300	8 330	8 180	8 210	8 380	8 170	8 450	8 700	8 740	8 780	8 920
E	mm 1 350	1 350	1 390	1 240	1 270	1 430	1 240	1 480	1 700	1 350	1 390	1 500
H	mm 2 820	2 810	2 800	2 900	2 870	2 760	2 900	2 740	2 540	3 280	3 270	3 160
L	mm 5 460	5 530	5 590	5 590	5 640	5 640	5 660	5 530	5 980	5 930	6 050	6 320
M	mm 1 280	1 270	1 340	1 210	1 230	1 350	1 210	1 410	1 540	1 260	1 330	1 390
N	mm 1 840	1 830	1 900	1 820	1 830	1 880	1 820	1 930	1 920	2 250	2 310	2 320
V	mm 3 000	3 000	3 000	3 000	3 000	3 000	3 000	3 000	3 200	3 000	3 000	3 200
a, clearance circle	mm 13 330	13 330	13 360	13 280	13 290	13 380	13 280	13 430	13 700	13 660	13 690	13 930
Operating weight	kg 18 120	17 890	18 010	18 140	18 190	18 050	18 160	18 830	18 680	18 390	18 280	18 630

Bucket Selection Chart

The volume handled varies with the bucket fill and is often greater than indicated by the bucket's ISO/SAE volume. The table shows optimum bucket choice with regard to the material density.

Material	Bucket fill, %	Material density, t/m ³
Earth	110 - 115	1.4 - 1.6
Clay	110 - 120	1.4 - 1.6
Sand	100 - 110	1.6 - 1.9
Gravel	100 - 110	1.6 - 1.9
Rock	75 - 100	1.6 - 1.9

The size of rock buckets is optimized for optimal penetration and filling capability rather than the density of the material.



How to read bucket fill factor

Supplemental Operating Data

		Standard boom	Long boom	Standard boom
Tires 23.5R25 VJT L3		23.5R25 L5	23.5R25 L3	750/65 R25
Width over tires	mm	30	±0	200
Ground clearance	mm	50	±0	10
Tipping load, full turn	kg	508	-2 172	683
Operating weight	kg	670	±0	640

Equipment.

STANDARD EQUIPMENT

Service and maintenance

Engine oil remote drain and fill
 Lubrication manifolds, ground accessible
 Pressure test ports: transmission and hydraulic, quick connects
 Service platforms with anti-slip surfaces
 CareTrack, GSM
 Toolbox, lockable

Engine

Three stage air cleaner, pre-cleaner, primary and secondary filter
 Indicator for coolant level
 Preheating of induction air
 Fuel pre-filter with water trap
 Fuel filter
 Crank case breather oil trap
 Exhaust heat insulation

Electrical system

24 V, pre-wired for optional accessories
 Alternator 24V/ 80A
 Battery disconnect switch with removable key
 Battery box, steel
 Fuel gauge
 Hour meter
 Electric horn
 Instrument cluster:
 Fuel level
 Transmission temperature
 Coolant temperature
 Instrument lighting

Lighting:

Twin halogen front headlights with high and low beams
 Parking lights
 Double brake and tail lights
 Turn signals with flashing hazard light function
 Halogen work lights (2 front and 2 rear)

Contronic monitoring system

Monitoring and logging of machine data
 Contronic display
 Fuel consumption
 Ambient temperature
 Clock
 Test function for warning and indicator lights
 Brake test
 Warning and indicator lights:
 Battery charging
 Parking brake
 Warning and display message:
 Engine coolant temperature
 Charge air temperature
 Engine oil pressure
 Transmission oil temperature
 Transmission oil pressure
 Hydraulic oil temperature
 Brake pressure
 Parking brake applied
 Brake charging
 Overspeed at direction change
 Axle oil temperature

Level warnings:

Fuel level
 Engine coolant level
 Transmission oil level
 Hydraulic oil level
 Engine torque reduction in case of malfunction indication:
 High engine coolant temperature
 Low engine oil pressure
 High charge air temperature
 Engine shutdown to idle in case of malfunction indication:
 High transmission oil temperature
 Slip in transmission clutches

Key pad, background lit
 Start interlock when gear is engaged

Drivetrain

Automatic Power Shift
 Fully automatic gear shifting, 1-4
 PWM-controlled gear shifting
 Forward and reverse switch by hydraulic lever console
 Indicator glass for transmission oil level
 Differentials: Front, 100% hydraulic diff lock. Rear, conventional

Tires

23.5-25
 Brake system
 Dual brake circuits
 Single brake pedal
 Secondary brake system
 Parking brake, electrical-hydraulic
 Brake wear indicators
 Wet disc brakes on all four wheels

Cab

ROPS (ISO 3471), FOPS (ISO 3449)
 Single key kit door/start
 Acoustic inner lining
 Ashtray
 Cigarette lighter, 24 V power outlet
 Lockable door
 Cab heating with fresh air inlet and defroster
 Air conditioner
 Fresh air inlet with two filters
 Manual heat control
 Floor mat
 Single interior lights
 Single interior rearview mirrors
 Dual exterior rearview mirrors
 Sliding window, right side
 Tinted safety glass
 Retractable seatbelt (SAE J386)
 Adjustable steering wheel
 Storage compartment
 Document pocket
 Sun visor
 Beverage holder
 Windshield washer front and rear
 Windshield wipers front and rear
 Interval function for front
 Foot step, left side (toolbox lockable included)

Hydraulic system

Main valve, double acting 2-spool with hydraulic pilots
 Variable displacement axial piston pumps (3) for:
 Working hydraulics,
 Working hydraulics, pilot hydraulics, steering system, brakes
 Cooling fan, brakes
 Hydraulic control levers
 Mechanical level lock
 Boom kick-out, automatic
 Bucket positioner with position indicator, automatic
 Double acting hydraulic cylinders
 Indicator glass for hydraulic oil level
 Hydraulic oil cooler

External equipment

Basic fenders, front and rear
 Viscous cab mounts
 Rubber engine and transmission mounts
 Frame, joint lock
 Vandalism lock prepared for:
 Batteries
 Engine compartment
 Lifting eyes
 Tie down eyes
 Tow hitch

OPTIONAL EQUIPMENT

Service and maintenance

Auto Lubrication System
 Tool kit
 Wheel nut wrench kit

Engine

Air pre-cleaner, cyclone type
 Air pre-cleaner, oil-bath type
 Water Separator
 Fuel filter extra
 Engine auto shutdown
 Engine block heater, 230V / 550W
 Fuel heater
 Fuel fill strainer
 Max. fan speed, hot climate
 Reversible cooling fan
 High Altitude kit

OPTIONAL EQUIPMENT

Electrical

Headlights, assym. left
 Rear view camera incl. Monitor, colour
 Reverse alarm
 Warning beacon, rotating
 Working lights front, extra 2 halogen lamps

Cab

Operator's seat, Volvo air susp, heavy-duty, high back, heat, headrest
 Operator's seat, Volvo air susp, heavy-duty, high back, headrest
 Operator's seat, Volvo air susp, heavy-duty, high back, heat, headrest, parking brake alarm
 Operator's seat, ISRI, high back
 Radio installation kit without radio
 Radio with MP3
 Rear view mirrors, std
 Rear view mirrors, heated
 Rear view mirrors, long arm right
 Rear view mirrors, el. heated, long arm right
 Rear view mirrors, engine hood
 Universal door/ignition key USA
 Universal door/ignition key, std
 Steering wheel knob
 Foot step, right side

Steering system

Secondary steering

Brake system

Parking brake alarm, audible, for air susp. seats

Hydraulic system

Hydraulic 2 functions
 Hydraulic 2 functions, Arctic (Servo system Std/OptiShift, Arctic)
 Hydraulic 3 functions (only for std boom)
 Arctic kit for 3rd function (only for std boom)
 Option without attachment lock (only diff.lock), std
 Option without attachment lock (only diff.lock), std, arctic
 Separate attachment locking, Std boom
 Arctic kit, attachment locking (only for std boom)
 Separate attachment locking, Long boom
 Brackets for 3rd function and attachment lock
 O-ring for normal climate
 O-ring for cold climate
 Mineral hydraulic fluid, std
 Mineral oil for cold climate
 Hydraulic fluid, for hot climate

Protective equipment

Anti-theft device
 Footsteps, right-hand side
 Cover plates rear frame
 Guards for front head lights
 Guards for tail lights

Other equipment

CareTrack, GSM (Global)
 3-year subscription CareTrack, GSM (Global)
 CareTrack, GSM/Satellite
 3-year subscription, CareTrack, GSM/Satellite (Global)
 Long Boom
 PIN PLATE for non-Russia
 PIN PLATE for Russia
 Plastic rear fender

Tires and Rims

Rims 25-19.5/2.5 3 piece wood (Rims for 23.5R25)
 Rims for Bias tire(for 23.5-25)
 Rims for Radial tire 25-19.5/2.5(for 23.5R25)
 20.5-25

Attachments

Buckets:
 General purpose(Straight)
 Rock Straight (or spade nose)
 Rehandling
 Light material
 Wear parts:
 Bolt-on edge
 Bolt-on or weld-on bucket teeth
 Segments
 Fork equipment
 Attachment Bracket VAB L weld

Selection of Volvo optional equipment

Oil bath pre-cleaner



Fuel filter extra



Reversible fan



Rear view camera



Long boom



Attachment bracket



Not all products are available in all markets. Under our policy of continuous improvement, we reserve the right to change specifications and design without prior notice. The illustrations do not necessarily show the standard version of the machine.

VOLVO

Volvo Construction Equipment

www.volvoce.com